



ASBK.COM.AU f t i y

Round 5 : Morgan Park Raceway : August 25 - 27

HI-TEC BATTERIES AUSTRALIAN SUPERSPORT 300 CHAMPIONSHIP

Race 2

Date: 27/08/17
 Event: R05
 Weather: Partly cloudy - 14.8C
 Track: Dry - Temp: 24.6C

Started at: 09:44:49
 Laps: 9
 Starters: 36
 Printed at: 10:03

PROVISIONAL CLASSIFICATION

Pos	No	Gr	Name	Class	Machine	Laps	Race Time	Behind	Fastest Lap	On Lap	Top Speed
1	71	J	Tommy EDWARDS (NSW) / Alpinestars / Yamaha Aust. / Repsol / Bell / Dunlop / Nautical Pools	O300	Yamaha R3 321	9	12:45.544		1:23.701	4	163
2	37	J	Jack MAHAFFY (VIC) / JDS Moto / Eastern Security Doors / JLT Insurance / TelMe Fleet / SignPro	O300	Yamaha R3 321	9	12:45.685	.141	1:23.974	8	162
3	41	A	Max CROKER (NSW) / KTM Aust. / Nolan Helmets / Bridgestone / Ron Angel Classic Racing	O300	KTM RC 390	9	12:46.001	.457	1:23.840	8	162
4	33	J	Reid BATTYE (NSW) / Bcperformance Junior Team / Landscapesupplies.com.au / IPONE	U300	Kawasaki EX 300	9	12:47.101	1.557	1:23.817	7	161
5	14	B	Broc PEARSON (QLD) / Yamaha / YRD / Maxima Oils / World Gym / Kabuto / Pirelli Tyres	O300	Yamaha R3 321	9	12:50.656	5.112	1:24.251	5	160
6	87	A	Zac LEVY (QLD) / Tahli Passeri / Puma RV's / Hannay Lawyers / RaceArt Aust / Kabuto Helmets	O300	Yamaha R3 321	9	12:53.961	8.417	1:23.963	5	163
7	83	C	Lachlan EPIS (NSW) / NextGen Motorsports / ResponseRE / Blue Tongue Finance	U300	Kawasaki EX 300	9	12:54.046	8.502	1:24.643	7	161
8	151	C	Locky TAYLOR (QLD) / LTR Racing / Fitness2Podium / Lki Brand / ART Ridedynamics / TC Tipers	O300	Yamaha R3 321	9	12:54.054	8.510	1:24.659	6	162
9	57	J	Seth CRUMP (QLD) / Jason Crump / \$roCK Oil / KTM Brisbane / Bell / Alpinestars	O300	KTM RC 390	9	13:02.629	17.085	1:25.271	8	162
10	66	J	Joel KELSO (NT) / Deborah Motorsports / Mum / The Grinning Dingo / West Sliders	O300	Yamaha R3 321	9	13:02.709	17.165	1:25.744	8	161
11	1	A	Brandon DEMMERY (NSW) / Deborah M'sports / Yamaha YRD / Dunlop / RescomErebus Academy	O300	Yamaha R3 321	9	13:02.834	17.290	1:25.560	7	162
12	20	B	Hunter FORD (NSW) / Ford Brothers Racing / Huntingtons NSW / Hunter Bikers Events / Bell	O300	Yamaha R3 321	9	13:02.926	17.382	1:25.206	8	160

Scott Laing
 Chief Time Keeper - Scott Laing

Tom Williams
 Clerk of Course - Tom Williams

Computime Race Timing Systems Pty Ltd © 1996
 Licensed to Computime Race Timing Systems

www.computime.com.au

COMPUTIME RACE TIMING SYSTEMS PTY LTD





ASBK.COM.AU f t i y

Round 5 : Morgan Park Raceway : August 25 - 27

HI-TEC BATTERIES AUSTRALIAN SUPERSPORT 300 CHAMPIONSHIP

Race 2

Date: 27/08/17
 Event: R05
 Weather: Partly cloudy - 14.8C
 Track: Dry - Temp: 24.6C

Started at: 09:44:49
 Laps: 9
 Starters: 36
 Printed at: 10:03

PROVISIONAL CLASSIFICATION

Pos	No	Gr	Name	Class	Machine	Laps	Race Time	Behind	Fastest Lap	On Lap	Top Speed
13	24		Ben BRAMICH (VIC) / Ron Angel Classic Racing / Nolan Helmets / Yamaha YRD / Ricondi	O300	Yamaha R3 321	9	13:07.347	21.803	1:25.754	5	160
14	333	B	Yanni SHAW (NSW) / Bcperformance Junior Team / Landscapesupplies.com.au / IPONE	U300	Kawasaki EX 300	9	13:10.048	24.504	1:25.854	5	154
15	93	B	Drew SELLS (VIC) / Race Centre / Oilee Racing / Peter Stevens Motorcycles / Rubic	U300	Kawasaki EX 300	9	13:15.746	30.202	1:26.735	4	156
16	28	C	Tayla RELPH (QLD) / Motorcycle Sportsmen / Earmould Aust / NorthStar Yamaha / Pirelli	O300	Yamaha R3 321	9	13:16.114	30.570	1:26.910	4	157
17	115		Rogan CHANDLER (NZ) / Acid Racing / Race Centre / Mum & Dad / Dimond Design	O300	Yamaha R3 321	9	13:17.768	32.224	1:26.021	2	161
18	58		Mitch KUHNE (QLD) / Shark Leathers / Airoh Helmets / Lucas Oils	O300	Yamaha R3 321	9	13:18.365	32.821	1:27.245	9	154
19	10	J	Callum O'BRIEN (WA) / Clean Ride Racing	O300	KTM RC 390	9	13:23.657	38.113	1:27.306	8	161
20	152		Danyon TURNER (QLD) / 52 Motorsports / Brisbane M-cycles	O300	Yamaha R3 321	9	13:23.761	38.217	1:27.430	8	156
21	355	C	Laura BROWN (NSW) / Ricondi / Draggin Jeans / Shark Helmets / Falco Motorcycle Boots / WNR	U300	Kawasaki EX 300	9	13:25.051	39.507	1:27.758	8	157
22	131	D	Ross BEAMES (QLD) / Jennifer Beanes	O300	Yamaha R3 321	9	13:29.136	43.592	1:28.144	8	158
23	15	J	Bronson PICKETT (WA) / Pete's Harley & Dyno Serv. / M&B Garden Bags / M&B Rubbish Disposals	U300	Kawasaki EX 300	9	13:29.705	44.161	1:28.169	8	156
24	34		Boyd HOCKING (VIC) / DPH Motorsport Yamaha	O300	Yamaha R3 321	9	13:31.944	46.400	1:28.412	2	154
25	48		Sharni PINFOLD (QLD) / Shark Leathers / A1 Race Paint / Northstar Yamaha / Nolan X-Lite Helmets	O300	Yamaha R3 321	9	13:32.023	46.479	1:28.990	8	155
26	54		Jason WHITEHEAD (QLD) / Emma	U300	Kawasaki EX 300	9	13:53.511	1:07.967	1:30.551	8	152

Scott Laing
 Chief Time Keeper - Scott Laing

Tom Williams
 Clerk of Course - Tom Williams



Computime Race Timing Systems Pty Ltd © 1996
 Licensed to Computime Race Timing Systems

www.computime.com.au

COMPUTIME RACE TIMING SYSTEMS PTY LTD





ASBK.COM.AU f t i y

Round 5 : Morgan Park Raceway : August 25 - 27

HI-TEC BATTERIES AUSTRALIAN SUPERSPORT 300 CHAMPIONSHIP

Race 2

Date: 27/08/17
 Event: R05
 Weather: Partly cloudy - 14.8C
 Track: Dry - Temp: 24.6C

Started at: 09:44:49
 Laps: 9
 Starters: 36
 Printed at: 10:03


PROVISIONAL CLASSIFICATION

Pos	No	Gr	Name	Class	Machine	Laps	Race Time	Behind	Fastest Lap	On Lap	Top Speed
27	70	J	Troy RYAN (NSW) / Taree Motorcycles	O300	Yamaha R3 321	9	13:53.526	1:07.982	1:30.932	3	152
28	337	C	Gregory FARRELL (NSW) / Bcperformance / Landscapesupplies.com.au	U300	Kawasaki EX 300	9	13:53.601	1:08.057	1:30.281	9	151
29	520		Shelby TURNER (QLD) / Pro Cycle Dyno / M-cycle Exhaust Professionals / KFM Smash Repairs	U300	Kawasaki EX 300	9	13:59.555	1:14.011	1:30.938	8	153
30	22	D	Keegan PICKERING (NSW) / Maroochydore Beach Motel / Earmould Aust / West Sliders	U300	Kawasaki EX 300	8	12:51.824	1 Lap	1:34.597	7	153
DNF	29	J	Billy VAN EERDE (NSW) / KTM Aust. / Hunter Valley M'cycles / Chris Watson M'cycles	O300	KTM RC 390	8	11:20.897	1 Lap	1:24.007	8	162
DNF	21	A	Jarred BROOK (QLD) / KTM Aust. / Wide Bay M'cycles / Shoei Helmets / Motul / Pirelli / Shark	O300	KTM RC 390	6	9:19.846	3 Laps	1:25.177	3	164
DNF	86	J	Oliver BAYLISS (QLD) / Cube Racing / Australian Outdoor Living / Motul / Pirelli / Sprint Filter	U300	Kawasaki EX 300	5	7:09.540	4 Laps	1:24.015	5	161
DNF	65	C	Jonah SITA (WA) / Flashpoint Motorsport / Michael Sita	O300	Yamaha R3 321	5	7:58.691	4 Laps	1:28.073	4	157
DNF	44	C	Tom BRAMICH (VIC) / Ron Angel Classic Racing / Nolan Helmets / YRD / Ricondi / BoardPro	O300	Yamaha R3 321	0		9 Laps			85
DNF	97	J	Peter NERLICH (VIC) / TCN Racing / Bill Nerlich / BART	U300	Kawasaki EX 300	0		9 Laps			107

Fastest Lap was 1:23.701 by Tommy EDWARDS (NSW)

The results are provisional until the end of the time limit for protests and appeals.


 Chief Time Keeper - Scott Laing


 Clerk of Course - Tom Williams



Computime Race Timing Systems Pty Ltd © 1996
 Licensed to Computime Race Timing Systems

www.computime.com.au

COMPUTIME RACE TIMING SYSTEMS PTY LTD



ASBK.COM.AU f t i y

Round 5 : Morgan Park Raceway : August 25 - 27

HI-TEC BATTERIES AUSTRALIAN SUPERSPORT 300 CHAMPIONSHIP

Race 2


Date: 27/08/17
 Event: R05
 Weather: Partly cloudy - 14.8C
 Track: Dry - Temp: 24.6C


Started at: 09:44:49
 Laps: 9
 Starters: 36
 Printed at: 10:03

PROVISIONAL LAP TIMES

No	Name	Lap 1	Lap 2	Lap 3	Lap 4	Lap 5	Lap 6	Lap 7	Lap 8	Lap 9
1	Brandon DEMMERY (NSW)	1:33.742	1:26.908	1:26.831	1:26.202	1:25.864	1:26.270	1:25.560	1:25.753	1:25.704
10	Callum O'BRIEN (WA)	1:37.333	1:28.697	1:28.875	1:28.686	1:28.978	1:27.891	1:27.970	1:27.306	1:27.921
14	Broc PEARSON (QLD)	1:31.778	1:25.341	1:24.679	1:24.332	1:24.251	1:24.831	1:24.589	1:24.575	1:26.280
15	Bronson PICKETT (WA)	1:39.279	1:28.858	1:28.272	1:28.714	1:29.495	1:28.811	1:29.009	1:28.169	1:29.098
20	Hunter FORD (NSW)	1:33.844	1:25.469	1:26.108	1:25.698	1:27.185	1:26.997	1:25.915	1:25.206	1:26.504
21	Jarred BROOK (QLD)	1:34.044	1:26.331	1:25.177	1:26.212	1:26.638	2:01.444			
22	Keegan PICKERING (NSW)	1:44.586	1:35.469	1:35.347	1:34.683	1:34.750	1:35.364	1:34.597	1:37.028	
24	Ben BRAMICH (VIC)	1:35.457	1:26.835	1:26.610	1:26.016	1:25.754	1:26.740	1:26.197	1:26.119	1:27.619
28	Tayla RELPH (QLD)	1:36.052	1:27.725	1:27.229	1:26.910	1:26.929	1:27.205	1:27.962	1:27.575	1:28.527
29	Billy VAN EERDE (NSW)	1:29.690	1:24.769	1:24.861	1:24.841	1:24.446	1:24.010	1:24.273	1:24.007	
33	Reid BATTYE (NSW)	1:30.377	1:24.632	1:24.790	1:25.578	1:24.152	1:24.226	1:23.817	1:24.086	1:25.443
34	Boyd HOCKING (VIC)	1:38.738	1:28.412	1:29.074	1:29.365	1:29.574	1:29.374	1:29.145	1:29.004	1:29.258
37	Jack MAHAFFY (VIC)	1:29.943	1:24.637	1:24.845	1:24.829	1:24.427	1:24.328	1:24.137	1:23.974	1:24.565
41	Max CROKER (NSW)	1:31.576	1:24.075	1:24.208	1:24.818	1:24.246	1:24.523	1:24.090	1:23.840	1:24.625
48	Shami PINFOLD (QLD)	1:37.171	1:29.358	1:29.140	1:29.283	1:29.112	1:29.563	1:29.811	1:28.990	1:29.595
54	Jason WHITEHEAD (QLD)	1:43.005	1:31.518	1:31.856	1:32.104	1:32.008	1:30.907	1:30.760	1:30.551	1:30.802
57	Seth CRUMP (QLD)	1:32.932	1:25.793	1:26.209	1:26.401	1:27.690	1:26.103	1:25.900	1:25.271	1:26.330
58	Mitch KUHNE (QLD)	1:35.480	1:28.308	1:27.634	1:27.406	1:27.685	1:28.354	1:28.090	1:28.163	1:27.245
65	Jonah SITA (WA)	1:38.487	1:28.617	1:28.220	1:28.073	1:55.294				
66	Joel KELSO (NT)	1:33.140	1:25.987	1:26.235	1:26.122	1:26.745	1:26.034	1:25.956	1:25.744	1:26.746
70	Troy RYAN (NSW)	1:42.911	1:30.967	1:30.932	1:31.222	1:31.307	1:32.380	1:31.658	1:30.963	1:31.186
71	Tommy EDWARDS (NSW)	1:32.159	1:24.858	1:24.070	1:23.701	1:24.181	1:23.872	1:24.244	1:23.799	1:24.660
83	Lachlan EPIS (NSW)	1:32.022	1:25.286	1:24.976	1:25.202	1:25.245	1:25.428	1:24.643	1:25.218	1:26.026
86	Oliver BAYLISS (QLD)	1:29.888	1:24.768	1:24.874	1:25.995	1:24.015				
87	Zac LEVY (QLD)	1:31.899	1:25.143	1:24.481	1:24.403	1:23.963	1:26.643	1:25.736	1:25.497	1:26.196
93	Drew SELLS (VIC)	1:35.816	1:27.528	1:27.147	1:26.735	1:27.041	1:27.742	1:27.800	1:27.752	1:28.185
115	Rogan CHANDLER (NZ)	1:33.244	1:26.021	1:26.131	1:26.332	1:26.571	1:39.725	1:26.808	1:26.270	1:26.666
131	Ross BEAMES (QLD)	1:39.375	1:28.491	1:28.406	1:28.649	1:29.493	1:29.150	1:28.483	1:28.144	1:28.945
151	Locky TAYLOR (QLD)	1:31.644	1:25.393	1:25.675	1:25.269	1:24.692	1:24.659	1:25.035	1:25.496	1:26.191
152	Danyon TURNER (QLD)	1:37.823	1:28.302	1:28.369	1:28.900	1:28.628	1:28.389	1:27.921	1:27.430	1:27.999
333	Yanni SHAW (NSW)	1:34.834	1:26.459	1:26.738	1:25.999	1:25.854	1:27.268	1:27.014	1:27.106	1:28.776
337	Gregory FARRELL (NSW)	1:43.206	1:31.727	1:31.616	1:31.975	1:31.783	1:30.884	1:30.789	1:31.340	1:30.281
355	Laura BROWN (NSW)	1:38.198	1:28.351	1:28.222	1:28.573	1:28.489	1:28.535	1:28.530	1:27.758	1:28.395
520	Shelby TURNER (QLD)	1:42.291	1:31.968	1:31.804	1:32.074	1:31.987	1:31.874	1:31.142	1:30.938	1:35.477

The results are provisional until the end of the time limit for protests and appeals.


 Chief Time Keeper - Scott Laing


 Clerk of Course - Tom Williams



Computime Race Timing Systems Pty Ltd © 1996
 Licensed to Computime Race Timing Systems

www.computime.com.au

COMPUTIME RACE TIMING SYSTEMS PTY LTD





ASBK.COM.AU f t i y

Round 5 : Morgan Park Raceway : August 25 - 27

HI-TEC BATTERIES AUSTRALIAN SUPERSPORT 300 CHAMPIONSHIP

Race 2

Date: 27/08/17
 Event: R05
 Weather: Partly cloudy - 14.8C
 Track: Dry - Temp: 24.6C

Started at: 09:44:49
 Laps: 9
 Starters: 36
 Printed at: 10:03

PROVISIONAL SPLIT TIMES

Lap	Split 1	Split 2	Split 3	Lap Time	Spd	Lap	Split 1	Split 2	Split 3	Lap Time	Spd
1 Brandon DEMMERY (NSW) (11th)						3	30.804	30.634	26.834	1:28.272	156
1	36.965	30.416	26.361	1:33.742	96	4	30.905	30.535	27.274	1:28.714	154
2	29.852	30.344	26.712	1:26.908	160	5	30.760	30.899	27.836	1:29.495	153
3	29.647	30.928	26.256	1:26.831	157	6	30.832	30.845	27.134	1:28.811	150
4	29.850	30.148	26.204	1:26.202	157	7	31.196	30.734	27.079	1:29.009	149
5	29.592	30.269	26.003	1:25.864	156	8	30.482	30.745	26.942	1:28.169	152
6	29.708	30.367	26.195	1:26.270	158	9	30.211	31.394	27.493	1:29.098	151
7	29.579	30.090	25.891	1:25.560	158	20 Hunter FORD (NSW) (12th)					
8	29.689	29.967	26.097	1:25.753	162	1	37.332	30.258	26.254	1:33.844	96
9	29.430	29.873	26.401	1:25.704	157	2	29.577	29.783	26.109	1:25.469	160
10 Callum O'BRIEN (WA) (19th)						3	29.999	29.887	26.222	1:26.108	159
1	39.088	30.927	27.318	1:37.333	107	4	29.641	29.805	26.252	1:25.698	159
2	30.610	30.605	27.482	1:28.697	161	5	30.047	30.585	26.553	1:27.185	152
3	31.176	30.764	26.935	1:28.875	153	6	30.236	30.218	26.543	1:26.997	154
4	30.987	30.631	27.068	1:28.686	161	7	29.449	30.021	26.445	1:25.915	157
5	31.030	30.823	27.125	1:28.978	157	8	29.476	29.684	26.046	1:25.206	157
6	30.422	30.544	26.925	1:27.891	154	9	29.487	29.928	27.089	1:26.504	159
7	30.485	30.367	27.118	1:27.970	159	21 Jarred BROOK (QLD) (DNF)					
8	30.463	30.287	26.556	1:27.306	159	1	37.509	30.171	26.364	1:34.044	96
9	30.408	30.208	27.305	1:27.921	157	2	29.926	29.981	26.424	1:26.331	163
14 Broc PEARSON (QLD) (5th)						3	29.368	29.691	26.118	1:25.177	158
1	35.384	29.758	26.636	1:31.778	81	4	29.857	30.394	25.961	1:26.212	164
2	29.691	29.657	25.993	1:25.341	152	5	30.147	30.076	26.415	1:26.638	160
3	29.402	29.482	25.795	1:24.679	160	6	30.039	53.630	37.775	2:01.444 P	161
4	29.063	29.594	25.675	1:24.332	159	22 Keegan PICKERING (NSW) (30th)					
5	29.011	29.601	25.639	1:24.251	159	1	42.876	32.601	29.109	1:44.586	112
6	29.262	29.714	25.855	1:24.831	158	2	33.260	32.814	29.395	1:35.469	153
7	29.144	29.582	25.863	1:24.589	156	3	33.412	32.684	29.251	1:35.347	150
8	29.031	29.714	25.830	1:24.575	156	4	33.029	32.616	29.038	1:34.683	151
9	28.979	29.571	27.730	1:26.280	156	5	32.831	32.711	29.208	1:34.750	149
15 Bronson PICKETT (WA) (23th)						6	33.585	32.691	29.088	1:35.364	149
1	40.764	31.356	27.159	1:39.279	101	7	33.071	32.442	29.084	1:34.597	150
2	30.861	31.008	26.989	1:28.858	154	8	33.216	33.024	30.788	1:37.028	151

Scott Laing
 Chief Time Keeper - Scott Laing

Tom Williams
 Clerk of Course - Tom Williams



Computime Race Timing Systems Pty Ltd © 1996
 Licensed to Computime Race Timing Systems

www.computime.com.au

COMPUTIME RACE TIMING SYSTEMS PTY LTD





ASBK.COM.AU f t i y

Round 5 : Morgan Park Raceway : August 25 - 27

HI-TEC BATTERIES AUSTRALIAN SUPERSPORT 300 CHAMPIONSHIP

Race 2

Date: 27/08/17
 Event: R05
 Weather: Partly cloudy - 14.8C
 Track: Dry - Temp: 24.6C

Started at: 09:44:49
 Laps: 9
 Starters: 36
 Printed at: 10:03

PROVISIONAL SPLIT TIMES

Lap	Split 1	Split 2	Split 3	Lap Time	Spd	Lap	Split 1	Split 2	Split 3	Lap Time	Spd
24 Ben BRAMICH (VIC) (13th)						4	29.333	30.569	25.676	1:25.578	161
1	38.238	30.523	26.696	1:35.457	105	5	28.786	29.519	25.847	1:24.152	157
2	30.043	30.169	26.623	1:26.835	159	6	29.292	29.360	25.574	1:24.226	155
3	30.251	29.861	26.498	1:26.610	156	7	28.972	29.299	25.546	1:23.817	159
4	29.948	29.863	26.205	1:26.016	158	8	29.075	29.345	25.666	1:24.086	159
5	29.735	29.879	26.140	1:25.754	158	9	29.061	29.848	26.534	1:25.443	160
6	30.232	30.141	26.367	1:26.740	158	34 Boyd HOCKING (VIC) (24th)					
7	29.898	30.104	26.195	1:26.197	160	1	39.976	30.885	27.877	1:38.738	108
8	29.962	29.806	26.351	1:26.119	158	2	30.682	30.348	27.382	1:28.412	154
9	29.866	30.015	27.738	1:27.619	156	3	30.929	30.811	27.334	1:29.074	151
28 Tayla RELPH (QLD) (16th)						4	30.852	30.805	27.708	1:29.365	154
1	38.461	30.976	26.615	1:36.052	107	5	30.668	30.699	28.207	1:29.574	153
2	30.229	30.705	26.791	1:27.725	157	6	30.965	30.870	27.539	1:29.374	150
3	30.199	30.718	26.312	1:27.229	150	7	30.523	30.914	27.708	1:29.145	151
4	29.916	30.583	26.411	1:26.910	153	8	30.435	31.067	27.502	1:29.004	153
5	29.805	30.688	26.436	1:26.929	150	9	30.713	30.587	27.958	1:29.258	152
6	29.998	30.995	26.212	1:27.205	149	37 Jack MAHAFFY (VIC) (2nd)					
7	30.218	30.833	26.911	1:27.962	154	1	34.811	29.411	25.721	1:29.943	77
8	30.196	30.855	26.524	1:27.575	155	2	29.147	29.560	25.930	1:24.637	162
9	30.284	30.753	27.490	1:28.527	151	3	29.334	29.741	25.770	1:24.845	160
29 Billy VAN EERDE (NSW) (DNF)						4	29.394	30.012	25.423	1:24.829	161
1	34.233	29.454	26.003	1:29.690	77	5	29.323	29.630	25.474	1:24.427	159
2	29.209	29.481	26.079	1:24.769	159	6	29.506	29.295	25.527	1:24.328	159
3	29.241	29.496	26.124	1:24.861	159	7	29.226	29.004	25.907	1:24.137	162
4	29.339	29.614	25.888	1:24.841	159	8	29.089	29.332	25.553	1:23.974	159
5	29.135	29.350	25.961	1:24.446	158	9	29.089	29.427	26.049	1:24.565	161
6	29.018	29.226	25.766	1:24.010	158	41 Max CROKER (NSW) (3rd)					
7	29.305	29.140	25.828	1:24.273	159	1	35.726	29.804	26.046	1:31.576	91
8	28.995	29.153	25.859	1:24.007	158	2	29.032	29.315	25.728	1:24.075	158
33 Reid BATTYE (NSW) (4th)						3	29.043	29.428	25.737	1:24.208	157
1	35.116	29.623	25.638	1:30.377	70	4	29.421	29.642	25.755	1:24.818	161
2	29.198	29.434	26.000	1:24.632	160	5	29.072	29.548	25.626	1:24.246	157
3	29.256	29.658	25.876	1:24.790	158	6	29.359	29.526	25.638	1:24.523	157

Scott Laing
 Chief Time Keeper - Scott Laing

Tom Williams
 Clerk of Course - Tom Williams



Computime Race Timing Systems Pty Ltd © 1996
 Licensed to Computime Race Timing Systems

www.computime.com.au

COMPUTIME RACE TIMING SYSTEMS PTY LTD



ASBK.COM.AU f t i y

Round 5 : Morgan Park Raceway : August 25 - 27

HI-TEC BATTERIES AUSTRALIAN SUPERSPORT 300 CHAMPIONSHIP

Race 2

Date: 27/08/17
 Event: R05
 Weather: Partly cloudy - 14.8C
 Track: Dry - Temp: 24.6C

Started at: 09:44:49
 Laps: 9
 Starters: 36
 Printed at: 10:03

PROVISIONAL SPLIT TIMES

Lap	Split 1	Split 2	Split 3	Lap Time	Spd	Lap	Split 1	Split 2	Split 3	Lap Time	Spd
7	28.961	29.376	25.753	1:24.090	162	58 Mitch KUHNE (QLD) (18th)					
8	28.920	29.209	25.711	1:23.840	162	1	37.900	30.596	26.984	1:35.480	99
9	29.026	29.775	25.824	1:24.625	161	2	30.355	30.925	27.028	1:28.308	153
48 Sharni PINFOLD (QLD) (25th)						3	30.245	30.672	26.717	1:27.634	149
1	38.656	31.146	27.369	1:37.171	105	4	30.154	30.652	26.600	1:27.406	154
2	30.963	31.131	27.264	1:29.358	151	5	30.038	30.672	26.975	1:27.685	150
3	31.017	31.031	27.092	1:29.140	151	6	30.537	30.906	26.911	1:28.354	148
4	30.673	31.125	27.485	1:29.283	155	7	30.298	30.943	26.849	1:28.090	149
5	30.711	30.837	27.564	1:29.112	149	8	30.526	30.849	26.788	1:28.163	151
6	30.706	31.257	27.600	1:29.563	146	9	30.026	30.342	26.877	1:27.245	150
7	31.226	31.010	27.575	1:29.811	150	65 Jonah SITA (WA) (DNF)					
8	30.817	30.826	27.347	1:28.990	150	1	40.566	30.948	26.973	1:38.487	114
9	30.799	30.811	27.985	1:29.595	149	2	30.747	30.816	27.054	1:28.617	157
54 Jason WHITEHEAD (QLD) (26th)						3	30.850	30.575	26.795	1:28.220	155
1	41.855	32.417	28.733	1:43.005	110	4	30.901	30.496	26.676	1:28.073	157
2	31.819	31.704	27.995	1:31.518	151	5	30.902	30.786	53.606	1:55.294 P	155
3	31.915	31.865	28.076	1:31.856	149	66 Joel KELSO (NT) (10th)					
4	31.910	31.925	28.269	1:32.104	151	1	36.804	30.163	26.173	1:33.140	94
5	32.072	31.780	28.156	1:32.008	145	2	29.916	29.795	26.276	1:25.987	160
6	31.776	31.423	27.708	1:30.907	142	3	30.044	29.836	26.355	1:26.235	155
7	31.693	31.337	27.730	1:30.760	151	4	29.892	29.724	26.506	1:26.122	156
8	31.276	31.793	27.482	1:30.551	152	5	30.299	29.969	26.477	1:26.745	161
9	31.056	31.310	28.436	1:30.802	150	6	29.948	29.868	26.218	1:26.034	155
57 Seth CRUMP (QLD) (9th)						7	29.815	29.967	26.174	1:25.956	154
1	36.503	30.009	26.420	1:32.932	92	8	29.654	29.842	26.248	1:25.744	156
2	29.493	29.704	26.596	1:25.793	162	9	29.708	29.877	27.161	1:26.746	154
3	29.581	29.944	26.684	1:26.209	160	70 Troy RYAN (NSW) (27th)					
4	29.916	29.739	26.746	1:26.401	159	1	42.071	32.358	28.482	1:42.911	113
5	30.104	30.497	27.089	1:27.690	162	2	31.261	31.440	28.266	1:30.967	152
6	29.972	29.674	26.457	1:26.103	161	3	31.465	31.433	28.034	1:30.932	147
7	29.515	29.819	26.566	1:25.900	159	4	31.576	31.679	27.967	1:31.222	149
8	29.540	29.482	26.249	1:25.271	160	5	31.476	31.592	28.239	1:31.307	147
9	29.530	29.680	27.120	1:26.330	161	6	32.224	31.602	28.554	1:32.380	147

Scott Laing
 Chief Time Keeper - Scott Laing

Tom Williams
 Clerk of Course - Tom Williams



Computime Race Timing Systems Pty Ltd © 1996
 Licensed to Computime Race Timing Systems

www.computime.com.au

COMPUTIME RACE TIMING SYSTEMS PTY LTD





ASBK.COM.AU f t i y

Round 5 : Morgan Park Raceway : August 25 - 27

HI-TEC BATTERIES AUSTRALIAN SUPERSPORT 300 CHAMPIONSHIP

Race 2

Date: 27/08/17
 Event: R05
 Weather: Partly cloudy - 14.8C
 Track: Dry - Temp: 24.6C

Started at: 09:44:49
 Laps: 9
 Starters: 36
 Printed at: 10:03

PROVISIONAL SPLIT TIMES

Lap	Split 1	Split 2	Split 3	Lap Time	Spd	Lap	Split 1	Split 2	Split 3	Lap Time	Spd
7	31.831	31.509	28.318	1:31.658	148	3	29.309	29.430	25.742	1:24.481	155
8	31.455	31.374	28.134	1:30.963	149	4	29.017	29.354	26.032	1:24.403	160
9	31.208	31.410	28.568	1:31.186	149	5	29.004	29.417	25.542	1:23.963	158
71 Tommy EDWARDS (NSW) (1st)						6	30.059	30.545	26.039	1:26.643	160
1	36.217	30.068	25.874	1:32.159	95	7	29.617	29.897	26.222	1:25.736	158
2	29.436	29.415	26.007	1:24.858	163	8	29.562	29.483	26.452	1:25.497	158
3	29.050	29.434	25.586	1:24.070	160	9	29.616	29.367	27.213	1:26.196	156
4	28.914	29.445	25.342	1:23.701	160	93 Drew SELLS (VIC) (15th)					
5	29.062	29.543	25.576	1:24.181	163	1	38.074	31.011	26.731	1:35.816	97
6	29.096	29.127	25.649	1:23.872	162	2	30.194	30.681	26.653	1:27.528	156
7	29.226	29.086	25.932	1:24.244	161	3	30.256	30.444	26.447	1:27.147	151
8	28.940	29.017	25.842	1:23.799	160	4	30.002	30.367	26.366	1:26.735	152
9	29.082	29.608	25.970	1:24.660	157	5	30.009	30.498	26.534	1:27.041	151
83 Lachlan EPIS (NSW) (7th)						6	30.343	30.735	26.664	1:27.742	150
1	35.819	30.341	25.862	1:32.022	78	7	30.436	30.613	26.751	1:27.800	151
2	29.825	29.582	25.879	1:25.286	160	8	30.226	30.800	26.726	1:27.752	152
3	29.668	29.725	25.583	1:24.976	161	9	30.509	30.478	27.198	1:28.185	150
4	29.038	30.008	26.156	1:25.202	160	115 Rogan CHANDLER (NZ) (17th)					
5	29.251	29.867	26.127	1:25.245	154	1	37.110	30.072	26.062	1:33.244	97
6	29.805	30.001	25.622	1:25.428	157	2	29.609	30.055	26.357	1:26.021	161
7	29.477	29.714	25.452	1:24.643	156	3	29.779	30.005	26.347	1:26.131	158
8	29.232	29.678	26.308	1:25.218	159	4	30.172	30.081	26.079	1:26.332	155
9	29.557	29.375	27.094	1:26.026	157	5	29.853	30.157	26.561	1:26.571	157
86 Oliver BAYLISS (QLD) (DNF)						6	30.058	42.649	27.018	1:39.725	153
1	34.476	29.694	25.718	1:29.888	69	7	29.840	30.520	26.448	1:26.808	150
2	29.408	29.658	25.702	1:24.768	159	8	29.640	30.298	26.332	1:26.270	153
3	29.396	29.694	25.784	1:24.874	160	9	29.772	30.127	26.767	1:26.666	153
4	29.375	30.818	25.802	1:25.995	160	131 Ross BEAMES (QLD) (22th)					
5	28.861	29.408	25.746	1:24.015	161	1	41.073	31.327	26.975	1:39.375	110
87 Zac LEVY (QLD) (6th)						2	30.671	30.989	26.831	1:28.491	158
1	36.018	30.025	25.856	1:31.899	86	3	30.914	30.683	26.809	1:28.406	154
2	29.353	29.422	26.368	1:25.143	163	4	30.613	30.825	27.211	1:28.649	157
						5	30.552	31.191	27.750	1:29.493	151

Scott Laing
 Chief Time Keeper - Scott Laing

Tom Williams
 Clerk of Course - Tom Williams



Computime Race Timing Systems Pty Ltd © 1996
 Licensed to Computime Race Timing Systems

www.computime.com.au

COMPUTIME RACE TIMING SYSTEMS PTY LTD



ASBK.COM.AU f t i y

Round 5 : Morgan Park Raceway : August 25 - 27

HI-TEC BATTERIES AUSTRALIAN SUPERSPORT 300 CHAMPIONSHIP

Race 2


Date: 27/08/17
 Event: R05
 Weather: Partly cloudy - 14.8C
 Track: Dry - Temp: 24.6C


Started at: 09:44:49
 Laps: 9
 Starters: 36
 Printed at: 10:03

PROVISIONAL SPLIT TIMES

Lap	Split 1	Split 2	Split 3	Lap Time	Spd	Lap	Split 1	Split 2	Split 3	Lap Time	Spd
6	31.009	31.458	26.683	1:29.150	150	9	30.432	30.895	27.449	1:28.776	147
7	30.953	30.720	26.810	1:28.483	153						
8	30.745	30.777	26.622	1:28.144	152	337 Gregory FARRELL (NSW) (28th)					
9	30.577	31.163	27.205	1:28.945	152	1	42.497	32.255	28.454	1:43.206	106
151 Locky TAYLOR (QLD) (8th)						2	31.907	31.702	28.118	1:31.727	151
1	34.732	29.795	27.117	1:31.644	78	3	31.661	31.883	28.072	1:31.616	149
2	29.407	29.533	26.453	1:25.393	153	4	31.807	32.049	28.119	1:31.975	150
3	30.139	29.496	26.040	1:25.675	154	5	31.618	31.655	28.510	1:31.783	146
4	28.889	29.587	26.793	1:25.269	162	6	31.589	31.440	27.855	1:30.884	148
5	29.237	29.286	26.169	1:24.692	159	7	31.657	31.428	27.704	1:30.789	148
6	29.328	29.463	25.868	1:24.659	155	8	31.332	32.220	27.788	1:31.340	149
7	29.045	29.705	26.285	1:25.035	157	9	30.863	31.078	28.340	1:30.281	149
8	29.180	29.594	26.722	1:25.496	162	355 Laura BROWN (NSW) (21th)					
9	29.368	29.575	27.248	1:26.191	161	1	39.526	30.747	27.925	1:38.198	102
152 Danyon TURNER (QLD) (20th)						2	30.442	30.861	27.048	1:28.351	157
1	39.648	30.895	27.280	1:37.823	109	3	30.581	30.693	26.948	1:28.222	156
2	30.490	30.839	26.973	1:28.302	156	4	30.695	30.730	27.148	1:28.573	157
3	30.800	30.750	26.819	1:28.369	155	5	30.697	30.632	27.160	1:28.489	153
4	31.091	30.726	27.083	1:28.900	152	6	30.654	30.840	27.041	1:28.535	150
5	31.039	30.676	26.913	1:28.628	151	7	31.024	30.498	27.008	1:28.530	154
6	30.623	30.877	26.889	1:28.389	153	8	30.223	30.485	27.050	1:27.758	157
7	30.667	30.437	26.817	1:27.921	152	9	30.259	30.476	27.660	1:28.395	155
8	30.187	30.472	26.771	1:27.430	153	520 Shelby TURNER (QLD) (29th)					
9	30.503	30.184	27.312	1:27.999	151	1	41.758	32.332	28.201	1:42.291	115
333 Yanni SHAW (NSW) (14th)						2	32.127	31.749	28.092	1:31.968	153
1	37.601	30.709	26.524	1:34.834	83	3	32.022	31.776	28.006	1:31.804	151
2	29.844	30.241	26.374	1:26.459	154	4	31.967	32.004	28.103	1:32.074	152
3	29.881	30.197	26.660	1:26.738	152	5	32.193	31.707	28.087	1:31.987	150
4	29.768	30.091	26.140	1:25.999	154	6	32.177	31.951	27.746	1:31.874	149
5	29.500	30.319	26.035	1:25.854	153	7	31.641	31.653	27.848	1:31.142	153
6	30.498	30.526	26.244	1:27.268	153	8	31.380	31.523	28.035	1:30.938	152
7	29.873	30.472	26.669	1:27.014	153	9	33.953	32.391	29.133	1:35.477	151
8	29.884	30.597	26.625	1:27.106	154						

The results are provisional until the end of the time limit for protests and appeals.


 Chief Time Keeper - Scott Laing


 Clerk of Course - Tom Williams



Computime Race Timing Systems Pty Ltd © 1996
 Licensed to Computime Race Timing Systems

www.computime.com.au

COMPUTIME RACE TIMING SYSTEMS PTY LTD





ASBK.COM.AU f t i y

Round 5 : Morgan Park Raceway : August 25 - 27

HI-TEC BATTERIES AUSTRALIAN SUPERSPORT 300 CHAMPIONSHIP

Race 2

Date: 27/08/17
 Event: R05
 Weather: Partly cloudy - 14.8C
 Track: Dry - Temp: 24.6C

Started at: 09:44:49
 Laps: 9
 Starters: 36
 Printed at: 10:03

PROVISIONAL FASTEST LAPS SEQUENCE

Lap	Race Pos	No	Name	Machine	Fastest Lap	On Lap
1	1	29	Billy VAN EERDE (NSW)	KTM RC 390	1:29.690	1
2	1	29	Billy VAN EERDE (NSW)	KTM RC 390	1:24.769	2
2	2	37	Jack MAHAFFY (VIC)	Yamaha R3 321	1:24.637	2
2	4	33	Reid BATTYE (NSW)	Kawasaki EX 300	1:24.632	2
2	5	41	Max CROKER (NSW)	KTM RC 390	1:24.075	2
3	6	71	Tommy EDWARDS (NSW)	Yamaha R3 321	1:24.070	3
4	4	71	Tommy EDWARDS (NSW)	Yamaha R3 321	1:23.701	4

The results are provisional until the end of the time limit for protests and appeals.

Scott Laing
 Chief Time Keeper - Scott Laing

Tom Williams
 Clerk of Course - Tom Williams



Computime Race Timing Systems Pty Ltd © 1996
 Licensed to Computime Race Timing Systems

www.computime.com.au

COMPUTIME RACE TIMING SYSTEMS PTY LTD





ASBK.COM.AU f t i y

Round 5 : Morgan Park Raceway : August 25 - 27

HI-TEC BATTERIES AUSTRALIAN SUPERSPORT 300 CHAMPIONSHIP

Race 2

Date: 27/08/17
 Event: R05
 Weather: Partly cloudy - 14.8C
 Track: Dry - Temp: 24.6C

Started at: 09:44:49
 Laps: 9
 Starters: 36
 Printed at: 10:03

PROVISIONAL LAP SHEET

No	Lap Time	Gap	No	Lap Time	Gap	No	Lap Time	Gap	No	Lap Time	Gap	No	Lap Time	Gap
Lap 1			Lap 2			Lap 3			Lap 4			Lap 5		
29	1:29.690		29	1:24.769		29	1:24.861		29	1:24.841		29	1:24.446	
86	1:29.888	.198	37	1:24.637	.121	37	1:24.845	.105	37	1:24.829	.093	37	1:24.427	.074
37	1:29.943	.253	86	1:24.768	.197	86	1:24.874	.210	41	1:24.818	.516	41	1:24.246	.316
33	1:30.377	.687	33	1:24.632	.550	33	1:24.790	.479	71	1:23.701	.627	71	1:24.181	.362
41	1:31.576	1.886	41	1:24.075	1.192	41	1:24.208	.539	33	1:25.578	1.216	33	1:24.152	.922
151	1:31.644	1.954	71	1:24.858	2.558	71	1:24.070	1.767	86	1:25.995	1.364	86	1:24.015	.933
14	1:31.778	2.088	151	1:25.393	2.578	87	1:24.481	2.203	87	1:24.403	1.765	87	1:23.963	1.282
87	1:31.899	2.209	87	1:25.143	2.583	14	1:24.679	2.478	14	1:24.332	1.969	14	1:24.251	1.774
83	1:32.022	2.332	14	1:25.341	2.660	83	1:24.976	2.964	83	1:25.202	3.325	151	1:24.692	4.066
71	1:32.159	2.469	83	1:25.286	2.849	151	1:25.675	3.392	151	1:25.269	3.820	83	1:25.245	4.124
57	1:32.932	3.242	57	1:25.793	4.266	57	1:26.209	5.614	20	1:25.698	6.958	66	1:26.745	9.622
66	1:33.140	3.450	66	1:25.987	4.668	66	1:26.235	6.042	57	1:26.401	7.174	115	1:26.571	9.692
115	1:33.244	3.554	115	1:26.021	4.806	115	1:26.131	6.076	66	1:26.122	7.323	20	1:27.185	9.697
1	1:33.742	4.052	20	1:25.469	4.854	20	1:26.108	6.101	115	1:26.332	7.567	21	1:26.638	9.795
20	1:33.844	4.154	21	1:26.331	5.916	21	1:25.177	6.232	21	1:26.212	7.603	57	1:27.690	10.418
21	1:34.044	4.354	1	1:26.908	6.191	1	1:26.831	8.161	1	1:26.202	9.522	1	1:25.864	10.940
333	1:34.834	5.144	333	1:26.459	6.834	333	1:26.738	8.711	333	1:25.999	9.869	333	1:25.854	11.277
24	1:35.457	5.767	24	1:26.835	7.833	24	1:26.610	9.582	24	1:26.016	10.757	24	1:25.754	12.065
58	1:35.480	5.790	93	1:27.528	8.885	93	1:27.147	11.171	93	1:26.735	13.065	93	1:27.041	15.660
93	1:35.816	6.126	28	1:27.725	9.318	28	1:27.229	11.686	28	1:26.910	13.755	28	1:26.929	16.238
28	1:36.052	6.362	58	1:28.308	9.329	58	1:27.634	12.102	58	1:27.406	14.667	58	1:27.685	17.906
48	1:37.171	7.481	10	1:28.697	11.571	152	1:28.369	15.174	355	1:28.573	19.183	355	1:28.489	23.226
10	1:37.333	7.643	152	1:28.302	11.666	355	1:28.222	15.451	152	1:28.900	19.233	152	1:28.628	23.415
152	1:37.823	8.133	48	1:29.358	12.070	10	1:28.875	15.585	65	1:28.073	19.236	10	1:28.978	23.962
355	1:38.198	8.508	355	1:28.351	12.090	65	1:28.220	16.004	10	1:28.686	19.430	48	1:29.112	25.457
65	1:38.487	8.797	65	1:28.617	12.645	48	1:29.140	16.349	131	1:28.649	20.760	131	1:29.493	25.807
34	1:38.738	9.048	34	1:28.412	12.691	34	1:29.074	16.904	48	1:29.283	20.791	15	1:29.495	26.011
15	1:39.279	9.589	131	1:28.491	13.407	131	1:28.406	16.952	15	1:28.714	20.962	34	1:29.574	26.556
131	1:39.375	9.685	15	1:28.858	13.678	15	1:28.272	17.089	34	1:29.365	21.428	70	1:31.307	38.732
520	1:42.291	12.601	70	1:30.967	19.419	70	1:30.932	25.490	70	1:31.222	31.871	520	1:31.987	41.517
70	1:42.911	13.221	520	1:31.968	19.800	520	1:31.804	26.743	520	1:32.074	33.976	337	1:31.783	41.700
54	1:43.005	13.315	54	1:31.518	20.064	54	1:31.856	27.059	54	1:32.104	34.322	54	1:32.008	41.884
337	1:43.206	13.516	337	1:31.727	20.474	337	1:31.616	27.229	337	1:31.975	34.363	65	1:55.294	50.084
22	1:44.586	14.896	22	1:35.469	25.596	22	1:35.347	36.082	22	1:34.683	45.924	22	1:34.750	56.228

Scott Laing
 Chief Time Keeper - Scott Laing

Tom Williams
 Clerk of Course - Tom Williams



Computime Race Timing Systems Pty Ltd © 1996
 Licensed to Computime Race Timing Systems

www.computime.com.au

COMPUTIME RACE TIMING SYSTEMS PTY LTD



ASBK.COM.AU f t i y

Round 5 : Morgan Park Raceway : August 25 - 27

HI-TEC BATTERIES AUSTRALIAN SUPERSPORT 300 CHAMPIONSHIP

Race 2

Date: 27/08/17
 Event: R05
 Weather: Partly cloudy - 14.8C
 Track: Dry - Temp: 24.6C

Started at: 09:44:49
 Laps: 9
 Starters: 36
 Printed at: 10:03

PROVISIONAL LAP SHEET

No	Lap Time	Gap	No	Lap Time	Gap	No	Lap Time	Gap	No	Lap Time	Gap
Lap 6			29	1:24.273		41	1:23.840	.492	83	1:26.026	8.502
29	1:24.010		71	1:24.244	.195	33	1:24.086	.774	151	1:26.191	8.510
71	1:23.872	.224	37	1:24.137	.256	14	1:24.575	3.492	57	1:26.330	17.085
37	1:24.328	.392	41	1:24.090	.646	87	1:25.497	6.881	66	1:26.746	17.165
41	1:24.523	.829	33	1:23.817	.682	151	1:25.496	6.979	1	1:25.704	17.290
33	1:24.226	1.138	14	1:24.589	2.911	83	1:25.218	7.136	20	1:26.504	17.382
14	1:24.831	2.595	87	1:25.736	5.378	66	1:25.744	15.079	24	1:27.619	21.803
87	1:26.643	3.915	151	1:25.035	5.477	57	1:25.271	15.415	333	1:28.776	24.504
151	1:24.659	4.715	83	1:24.643	5.912	20	1:25.206	15.538	93	1:28.185	30.202
83	1:25.428	5.542	66	1:25.956	13.329	1	1:25.753	16.246	28	1:28.527	30.570
66	1:26.034	11.646	57	1:25.900	14.138	24	1:26.119	18.844	115	1:26.666	32.224
57	1:26.103	12.511	20	1:25.915	14.326	333	1:27.106	20.388	58	1:27.245	32.821
20	1:26.997	12.684	1	1:25.560	14.487	93	1:27.752	26.677	10	1:27.921	38.113
1	1:26.270	13.200	24	1:26.197	16.719	28	1:27.575	26.703	152	1:27.999	38.217
333	1:27.268	14.535	333	1:27.014	17.276	115	1:26.270	30.218	355	1:28.395	39.507
24	1:26.740	14.795	93	1:27.800	22.919	58	1:28.163	30.236	131	1:28.945	43.592
93	1:27.742	19.392	28	1:27.962	23.122	10	1:27.306	34.852	15	1:29.098	44.161
28	1:27.205	19.433	58	1:28.090	26.067	152	1:27.430	34.878	34	1:29.258	46.400
58	1:28.354	22.250	115	1:26.808	27.942	355	1:27.758	35.772	48	1:29.595	46.479
115	1:39.725	25.407	152	1:27.921	31.442	131	1:28.144	39.307	54	1:30.802	1:07.967
355	1:28.535	27.751	10	1:27.970	31.540	15	1:28.169	39.723	70	1:31.186	1:07.982
152	1:28.389	27.794	355	1:28.530	32.008	48	1:28.990	41.544	337	1:30.281	1:08.057
10	1:27.891	27.843	131	1:28.483	35.157	34	1:29.004	41.802	520	1:35.477	1:14.011
15	1:28.811	30.812	15	1:29.009	35.548	70	1:30.963	1:01.456			
131	1:29.150	30.947	48	1:29.811	36.548	54	1:30.551	1:01.825			
48	1:29.563	31.010	34	1:29.145	36.792	337	1:31.340	1:02.436			
34	1:29.374	31.920	70	1:31.658	54.487	520	1:30.938	1:03.194			
70	1:32.380	47.102	337	1:30.789	55.090						
21	2:01.444	47.229	54	1:30.760	55.268	Lap 9					
337	1:30.884	48.574	520	1:31.142	56.250	71	1:24.660				
54	1:30.907	48.781	22	1:34.597	1:17.906	37	1:24.565	.141			
520	1:31.874	49.381	Lap 8			41	1:24.625	.457			
22	1:35.364	1:07.582	71	1:23.799		33	1:25.443	1.557			
Lap 7			29	1:24.007	.013	14	1:26.280	5.112			
			37	1:23.974	.236	22	1:37.028	1 lap			
						87	1:26.196	8.417			

The results are provisional until the end of the time limit for protests and appeals.

Scott Laing
 Chief Time Keeper - Scott Laing

Tom Williams
 Clerk of Course - Tom Williams



Computime Race Timing Systems Pty Ltd © 1996
 Licensed to Computime Race Timing Systems

www.computime.com.au

COMPUTIME RACE TIMING SYSTEMS PTY LTD



ASBK.COM.AU f t i y

Round 5 : Morgan Park Raceway : August 25 - 27

HI-TEC BATTERIES AUSTRALIAN SUPERSPORT 300 CHAMPIONSHIP

Race 2

Date: 27/08/17
 Event: R05
 Weather: Partly cloudy - 14.8C
 Track: Dry - Temp: 24.6C

Started at: 09:44:49
 Laps: 9
 Starters: 36
 Printed at: 10:03

PROVISIONAL LAP CHART

Grid	1	2	3	4	5	6	7	8	9
86	29	29	29	29	29	29	29	71	71
33	86	37	37	37	37	71	71	29	37
29	37	86	86	41	41	37	37	37	41
151	33	33	33	71	71	41	41	41	33
37	41	41	41	33	33	33	33	33	14
83	151	71	71	86	86	14	14	14	87
14	14	151	87	87	87	87	87	87	83
87	87	87	14	14	14	151	151	151	151
44	83	14	83	83	151	83	83	83	57
333	71	83	151	151	83	66	66	66	66
41	57	57	57	20	66	57	57	57	1
57	66	66	66	57	115	20	20	20	20
23	115	115	115	66	20	1	1	1	24
66	1	20	20	115	21	333	24	24	333
71	20	21	21	21	57	24	333	333	93
1	21	1	1	1	1	93	93	93	28
21	333	333	333	333	333	28	28	28	115
20	24	24	24	24	24	58	58	115	58
115	58	93	93	93	93	115	115	58	10
93	93	28	28	28	28	355	152	10	152
12	28	58	58	58	58	152	10	152	355
58	48	10	152	355	355	10	355	355	131
117	10	152	355	152	152	15	131	131	15
355	152	48	10	65	10	131	15	15	34
24	355	355	65	10	48	48	48	48	48
15	65	65	48	131	131	34	34	34	54
10	34	34	34	48	15	70	70	70	70
48	15	131	131	15	34	21	337	54	337
28	131	15	15	34	70	337	54	337	520
152	520	70	70	70	520	54	520	520	
34	70	520	520	520	337	520	22	22	
97	54	54	54	54	54	22			
131	337	337	337	337	65				
65	22	22	22	22	22				
54									
337									

The results are provisional until the end of the time limit for protests and appeals.

Scott Laing
 Chief Time Keeper - Scott Laing

Tom Williams
 Clerk of Course - Tom Williams



Computime Race Timing Systems Pty Ltd © 1996
 Licensed to Computime Race Timing Systems

www.computime.com.au

COMPUTIME RACE TIMING SYSTEMS PTY LTD